



# Flower Drawing Tutorial

Here's my simple step by step formula for drawing a flower. Sketch steps 1 - 7 in pencil, then draw *over* your pencil lines in pen, adding inky details. When the ink has dried, gently erase the pencil lines below. Ta da!

1




*An easy start!*

2




*Draw 2 petals, top and bottom*

3




*Add 2 more, left and right side*

4




*Now add a petal in each gap*

5




*Draw one side of a leaf...*

6




*... then the other*

7



*Now a couple more leaves to finish the sketch*

8



*Grab your fineliner pen and redraw in ink!*

